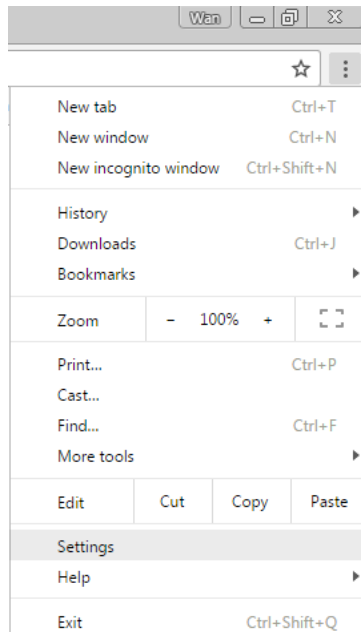


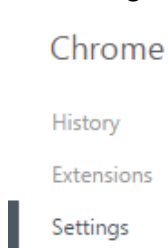
CARA MENGAKTIFKAN JAVASCRIPT DI PELAYAR WEB

Google Chrome

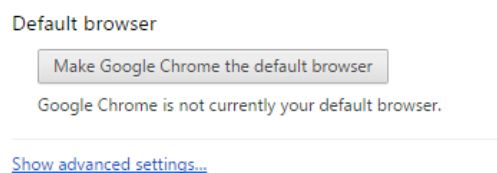
1. Klik Option > Settings



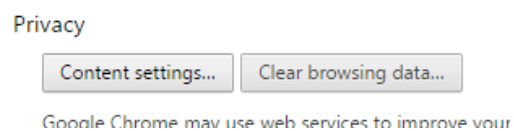
2. Klik Settings



3. Klik Show Advanced Settings



4. Klik Content Setting



5. Klik butang Allow all sites to run Javascript

JavaScript

- Allow all sites to run JavaScript (recommended)
- Do not allow any site to run JavaScript

[Manage exceptions...](#)

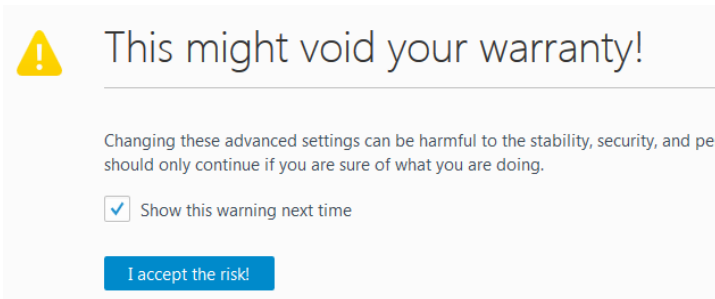
6. Klik butang DONE

Mozilla Firefox

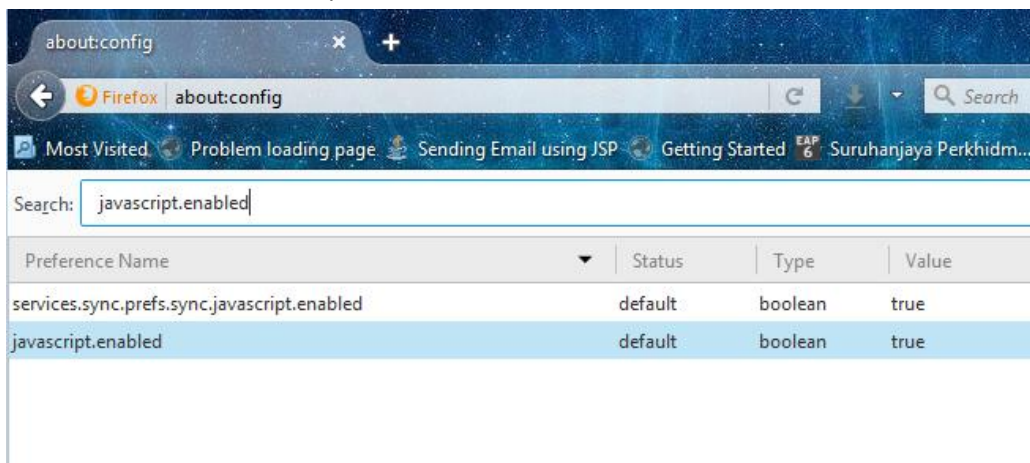
1. Tapi **about.config** di location bar dan tekan Enter di keyboard



2. Klik **I accept the risk!**



3. Taip **javascript.enabled** dan pastikan ruangan Status diset kepada default, Type diset kepada boolean dan Value diset kepada true



4. Tekan F5 di keyboard atau *refresh browser*.